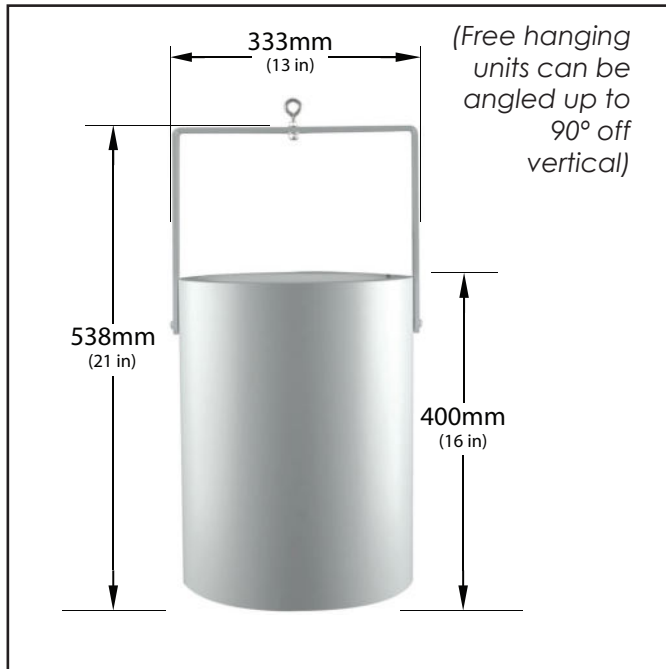


DIMENSIONS



PROPERTIES

UNIT SIZE	Standard	
	Weight:	6.8 kgs (15 lbs)
	Height to Rim:	400 mm (16 in)
	Total Height:	538 mm (21 in)
	Diameter:	333 mm (13 in)

MOTOR	230V	
	Watts* @ 50 htz:	15
	RPM* @ 50 htz:	1,230
	CFM* @ 50 htz (m3/hr):	406 (690)
	AMPS* @ 50 htz:	0.06

*Motor data provided by motor manufacturer and is subject to change at anytime

BULB	Length:	5" or 9" Cell
	Wattage:	+9W or +10W

PUREAIR DESIGNER SERIES RANGE - MODEL 15

DESCRIPTION

- Air purification and odour control destratification and airflow circulation fan.
- Features integrated Photohydroionization (PHI) Cell.
- Creates aggressive advanced oxidation atmosphere.
- Floods spaces with airborne hydroperoxides, superoxide and hydroxide ions.
- Broad spectrum HE/UV light targeted on a quad metallic target producing hydroperoxides.

FEATURES

- Kills surface Germs, Bacteria & Viruses by 99%+.
- Kills airborne Germs, Bacteria & Viruses by 97%+.
- Reduces Odours by 99%+.
- Reduces VOCs, gases & Vapours by 80%+.
- Balances internal building temperatures.
- Saves 20% - 50% on heating & cooling costs.

CELL PERFORMANCE

- 25,000 hours (3 yrs) estimated life of continuous runtime.

COVERAGES	AIRFLOW	
	Ceiling Height:	4m - 6m (13 - 20 ft)
	Nozzle Height:	3.5m - 5.5m (11 - 18 ft)
	Diameter:	9m - 11m (30 - 36 ft)
	Floor area:	60m ² - 90m ² (645 - 969 ft ²)
	PURIFICATION	
	5" PHI Cell:	271m ³ (9570 ft ³)
	9" PHI Cell:	1472m ³ (51983 ft ³)

*Coverages can vary dependent upon environment and load.

MOTOR

- Single phase, shaded pole, single speed (variable with optional speed control), axial motor.
- Sealed bearings, no lubrication required.

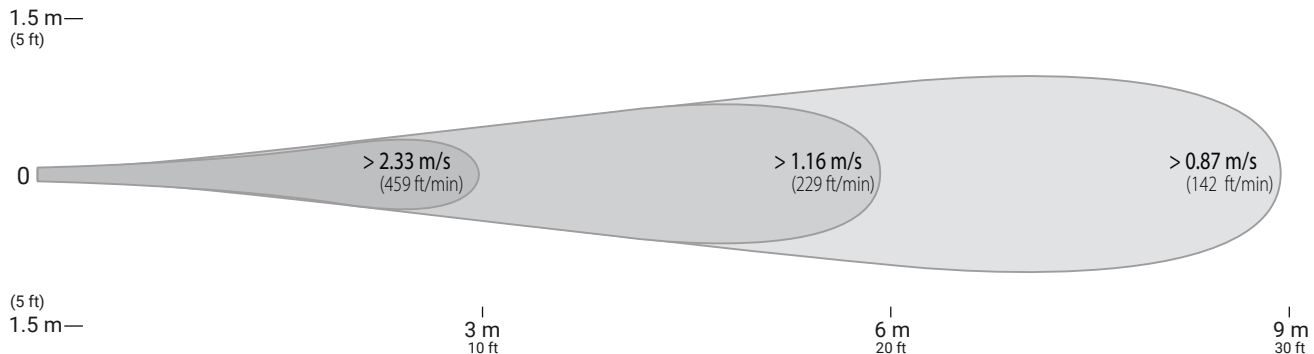
INGRESS PROTECTION

- IP55 Rated.



PROPERTIES

VELOCITY PROFILE



HOUSING & COMPONENTS

- Aluminium, powder coated cylindrical housing
- Internal PC/ABS resin fixed blade stator
- 5VA flame resistance rating.
- 1.8m (6') steel safety leash cable (fastened to housing).
- Hydrated catalytic matrix cell (Quad-Metallic).
- UV bulb encased in a protective poly tube & entire assembly is encased in a protective metal cell.

OPERATING TEMPERATURES

- Operating Temp = -20°C (-4°F) to 70°C (158°F)
- Thermal shut off = 110°C (230°F)
- Reset = 90°C (195°F)

NOISE LEVEL

- 3 Metres = 0 - 21 dB(A)

COLOUR

- Cool gray 2C - Off white as standard
- Can be tailor painted to your colour specifications.

ACCESSORIES & OPTIONS

- Speed Controls - On/off speed controls allow for variable output from Airius unit. 1 AMP and 5 AMP controls available.

OPERATION

- Designed to operate 24 hours-a-day, 7 days-a-week to protect against airborne mould, bacteria, viruses, odours and VOCs and save heating & cooling costs.

MAINTENANCE

- No maintenance required.
- If the Photohydroionization Cell fails, contact manufacturer.

WARRANTY

- 5 years parts and workmanship from shipping date on fan unit.
- 1 years parts and workmanship from shipping date on Photohydroionization Cell.
- 120 day money back guarantee - UK only (T's & C's apply).

SAFETY PRECAUTIONS

- UV bulb is encased in a protective poly tube to prevent any glass or mercury breakage/leakage.

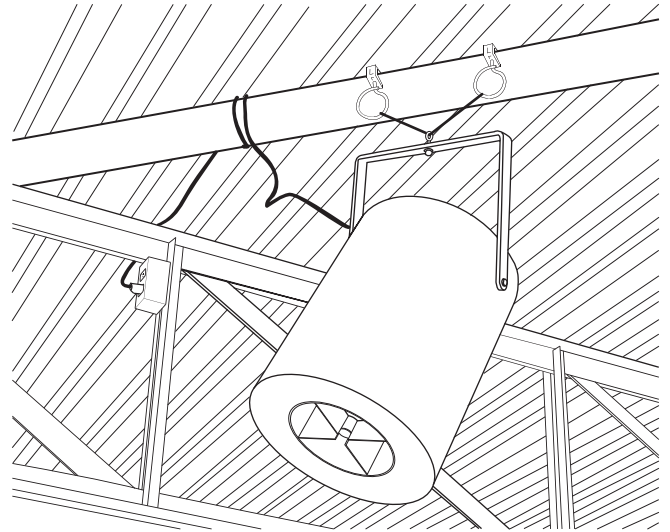
PLACEMENT

PREPARATION

- Install electrical circuit(s) and outlet(s) in accordance with national and local electric codes
- Outlets should generally be mounted vertically unless a "twist/locking" type is being used
- Wall switch may be installed in circuit to disable power and prevent electrical hazards when servicing
- Confirm electrical continuity of Airius unit on the ground before permanently mounting in the ceiling

INSTALLATION

- Hang vertically as high in the ceiling as possible
Typically 300mm (12") - 450mm (18") from the roof deck to intake
- The Airius unit performs best when air column from the nozzle is unimpeded to the floor
- Use professionally installed hardware, capable of supporting a minimum of five times the weight
- Hardware to hang the unit includes but is not restricted to: Hooks, chains, cables, carabiners, bridle rings, beam clamps and bolts
- Density of the placement is directly related to the effectiveness, performance and savings
- Mount out of reach from people and animals
- Floor plans, mezzanines, office locations, machinery, people placement, plumbing, lighting, duct work, electrical systems, natural light/air systems, cranes, doors, windows, ventilation and fire suppression systems are all factors in properly locating the Airius system within the ceiling
- Units must have a clearance distance between PHI cell and occupants of 30cm for 5 inch cell and 60cm for 9 inch cell
- Ensure UV safety goggles are worn when handling unit

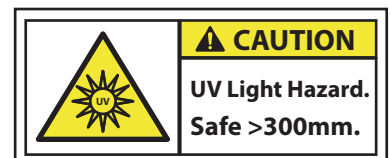


OPERATION

- Designed to operate 24 hours-a-day, 7 days-a-week to maintain thermal equalization/humidity equalization
- Use optional speed control to fine tune RPM if needed

MAINTENANCE

- Frequency of cleaning will vary by application and environment
- You may clean the plastic housing with a damp warm cloth, using mild household detergents
- Do not use petroleum products, thinners or solvents to clean any part of the Airius unit
- If the Airius unit fails, contact manufacturer



Airius LLC, © 2011. All Rights Reserved.