

## DIMENSIONS



## PROPERTIES

UNIT SIZE	Standard	
	Weight:	3.2 kgs (7 lbs)
	Fan Height:	311 mm (12 in)
	Height inc Filter:	700-850 mm (27-33 in)
	Fan Diameter:	325 mm (13 in)
Vent Diameter:	200-250 mm (8-10 in)	

MOTOR	230V	
	Watts* @ 50 hz:	15
	RPM* @ 50 hz:	1,230
	CFM* @ 50 hz (m3/hr):	406 (690)
	AMPS* @ 50 hz:	0.06

\*Motor data provided by motor manufacturer and is subject to change at anytime

BULB	Length:	
	Wattage:	5" or 9" Cell

## PUREAIR HOME SERIES RANGE - MODEL 15

### DESCRIPTION

- Air purification, odour control, positive-input-ventilation destratification and airflow circulation fan.
- Features integrated Photohydroionization (PHI) Cell.
- Creates aggressive advanced oxidation atmosphere.
- Floods spaces with airborne hydroperoxides, superoxide and hydroxide ions.
- Broad spectrum HE/UV light targeted on a quad metallic target producing hydroperoxides.

### FEATURES

- Kills surface Germs, Bacteria & Viruses by 99%+.
- Kills airborne Germs, Bacteria & Viruses by 97%+.
- Reduces Odours by 99%+.
- Positive-input-ventilationsystem.
- Reduces VOCs, gases & Vapours by 80%+.
- Balances internal building temperatures.
- Saves 20% - 50% on heating & cooling costs.

### CELL PERFORMANCE

- 25,000 hours (3 yrs) estimated life of continuous runtime.

COVERAGES	AIRFLOW	
	Ceiling Height:	4m - 6m (13 - 20 ft)
	Nozzle Height:	3.5m - 5.5m (11 - 18 ft)
	Diameter:	9m - 11m (30 - 36 ft)
Floor area:	60m <sup>2</sup> - 90m <sup>2</sup> (645 - 969 ft <sup>2</sup> )	
		PURIFICATION
5" PHI Cell:	271m <sup>3</sup> (9570 ft <sup>3</sup> )	
9" PHI Cell:	1472m <sup>3</sup> (51983 ft <sup>3</sup> )	

\*Coverages can vary dependent upon environment and load.

### MOTOR

- Single phase, shaded pole, single speed (variable with optional speed control), axial motor.
- Sealed bearings, no lubrication required.

### INGRESS PROTECTION

- IP55 Rated.



## PROPERTIES

### HOUSING & COMPONENTS

- ABS Resin - Inc. internal fixed blade stator.
- 5VA flame resistance rating.
- Washable and replaceable air and pollen filter.
- Hydrated catalytic matrix cell (Quad-Metallic).
- UV bulb encased in a protective poly tube & entire assembly is encased in a protective metal cell.

### OPERATING TEMPERATURES

- Operating Temp = -20°C (-4°F) to 70°C (158°F)
- Thermal shut off = 110°C (230°F)
- Reset = 90°C (195°F)

### NOISE LEVEL

- 3 Metres = 0 - 21 dB(A)

### COLOUR

- White as standard.
- Can be tailor painted to your colour specifications.

### ACCESSORIES & OPTIONS

- Speed Controls - On/off speed controls allow for variable output from Airius unit. 1 AMP and 5 AMP controls available.

### PUREAIR HOME COMPONENTS


- Air Purification Fan
- Airflow & Pollen Filter



- Ceiling Hanging Vent



- PHI Cell



### OPERATION

- Designed to operate 24 hours-a-day, 7 days-a-week to protect against airborne mould, bacteria, viruses, odours and VOCs and save heating & cooling costs.

### MAINTENANCE

- No maintenance required.
- If the Photohydroionization Cell fails, contact manufacturer.

### WARRANTY

- 5 years parts and workmanship from shipping date on fan unit.
- 1 years parts and workmanship from shipping date on Photohydroionization Cell.
- 120 day money back guarantee - UK only (T's & C's apply).

### SAFETY PRECAUTIONS

- UV bulb is encased in a protective poly tube to prevent any glass or mercury breakage/leakage.

### AIRFLOW CIRCULATION & VENTILATION

- Air circulated into the main living area from the space above increases air pressure, forcing old dirty air out and encourages full airflow circulation and purification coverage.



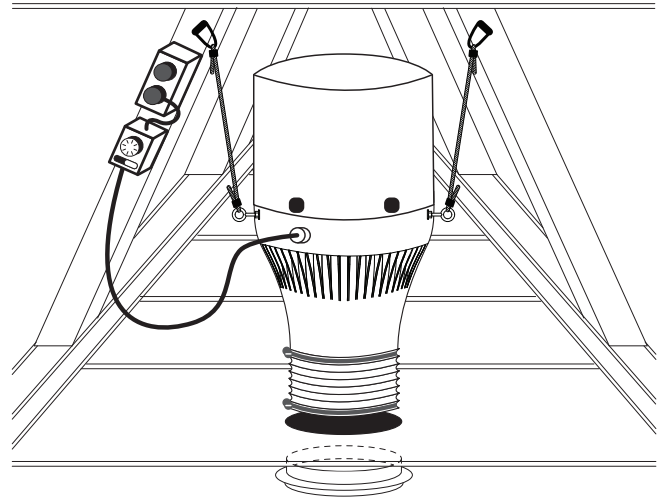
## PLACEMENT

### PREPARATION

- Install electrical circuit(s) and outlet(s) in accordance with national and local electric codes
- Outlets should generally be mounted vertically unless a "twist/locking" type is being used
- Wall switch may be installed in circuit to disable power and prevent electrical hazards when servicing
- Confirm electrical continuity of Airius unit on the ground before permanently mounting in the ceiling

### INSTALLATION

- Unit to be hung in ceiling space, suspended by anchored cables with nozzle protruding through bespoke cut hole to the space below. PVC flexible hose is then used to seal the fan nozzle to the hole and vent is fitted flush to the ceiling below
- The Airius unit performs best when air column from the vent is above stairway or unimpeded to the floor
- Use professionally installed hardware, capable of supporting a minimum of five times the weight
- Hardware to hang the unit includes but is not restricted to: Hooks, chains, cables, carabiners, bridle rings, beam clamps and bolts
- Placement is directly related to the effectiveness, performance and savings
- Mount out of reach from people and animals
- Floor plans, mezzanines, plumbing, lighting, duct work, electrical systems, natural light/air systems, doors, windows, ventilation and fire systems are all factors in properly locating the Airius system within the ceiling

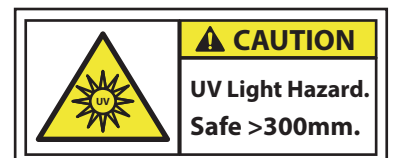


### OPERATION

- Designed to operate 24 hours-a-day, 7 days-a-week to maintain thermal equalization/humidity equalization
- Use optional speed control to fine tune RPM if needed

### MAINTENANCE

- Frequency of cleaning will vary by application and environment
- You may clean the plastic housing with a damp warm cloth, using mild household detergents
- Do not use petroleum products, thinners or solvents to clean any part of the Airius unit
- If the Airius unit fails, contact manufacturer



Airius LLC, © 2011. All Rights Reserved.